

Emergency Driver

LED

BSL17C / BSL17



Project: _____

Location: _____

Cat.No: _____

Type: _____

Lamps: _____ Qty: _____

Notes: _____

Emergency LED Driver Listed for Field Installation 7.5 Watts output power

Product order number: BSL17CU (metal case w/conduit)
See back page for additional model configurations

Specifications

UL Listed

Listed to UL924 and tested to CSA 22.2, No. 141
Field or factory installation (Indoor/Damp)

Illumination Time

90 Minutes

Full Warranty

5 Years (NOT pro-rata)

Universal Input Voltage

120-277 VAC, 50/60 Hz

AC Input Power Rating

3.0 W

Output Voltage

30.0 - 130.0 VDC

Output Power

7.5 W (Maximum),

Test Switch/Charging Indicator Light

2 W - ITS (2-Wire illuminated test switch)*

Battery

High-Temperature, Maintenance-Free
Nickel-Cadmium Battery
7- to 10-Year Life Expectancy

Recharge Time

24 Hours

Temperature Rating

Ambient : 0°C to +55°C (32°F to 131°F)
Case: Tc (max): 65°C

Dimensions

12.0" x 2.4" x 1.5" (304 mm x 60 mm x 38 mm)
Mounting Center 11.5" (292 mm)

Weight

4.3 lbs. (1.95 kg)

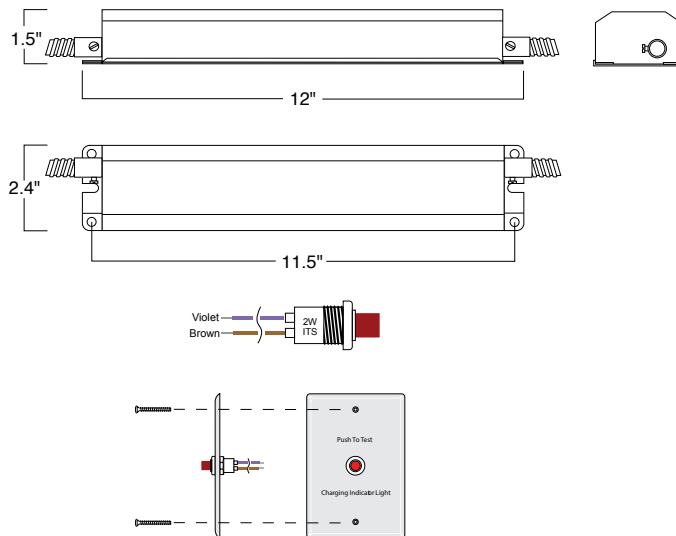
*4 Wire - ITS is only offered on Type 1 Option 6

Benefits:

- Listed for field or factory installation - UL 924 and CSA C22.2 No. 141 Emergency Lighting Compliant
- Smart Charger Technology for low energy consumption
- Meets CEC Title 20 (California Energy Commission) efficiency standards
- Controlled power for predictable discharge
- Emergency mode initial lumen output of up to 975 lumens
- 30 - 130 VDC for wide range of LED loads
- Universal input (120 through 277 VAC, 50/60 Hz)
- RoHS Compliant

Dimensions

12.0" x 2.4" x 1.5" (mounting center - 11.5")



A Test/Monitor Plate with an illuminated test switch/charging indicator light is provided.

BSL17C/BSL17 Emergency LED driver, 7.5W output power

Application

The BSL17C is UL Listed for factory or field installation and allows the same LED luminaire to be used for normal and emergency operation. The BSL17C emergency LED driver works in conjunction with an AC LED driver that has an output current not to exceed 3.0 A, to convert new or existing LED fixtures into emergency lighting. The emergency driver consists of a high-temperature nickel-cadmium battery, charger and electronic circuitry in one compact case. The BSL17C can be used with an LED lighting load of up to 7.5 Watts. If used in an emergency-only fixture, no AC driver is necessary. The BSL17C is suitable for indoor and damp locations. The BSL17 is suitable for indoor and damp locations and for sealed & gasketed fixtures, including fixtures rated for wet locations. Neither the BSL17C nor the BSL17 is suitable for air handling heated air outlets and wet or hazardous locations. For more information about specific LED and AC driver compatibility, please call the factory.

Operation

When AC power fails, the BSL17C immediately switches to the emergency mode, operating the LEDs at a reduced lumen output for a minimum of 90 minutes. When AC power is restored, the emergency driver automatically returns to the charging mode.

Installation

The BSL17C does not affect normal fixture operation and may be used with either a switched or unswitched fixture. If a switched fixture is used, an unswitched hot lead must be connected to the emergency driver. The emergency driver must be fed from the same branch circuit as the AC driver. The BSL17C may be installed on top of the fixture and the BSL17 may be installed on top of or inside the fixture. Installation is not recommended with fixtures where the ambient temperature may fall below 0° C.

Emergency Illumination

The BSL17C operates an LED load of up to 7.5 W.

Specification

Emergency lighting shall be provided by using a LED fixture equipped with a Bodine BSL17C emergency driver. This emergency driver shall consist of a high-temperature, maintenance-free nickel-cadmium battery, charger and electronic circuitry contained in one 12" x 2 3/8" x 1 1/2" metal case. The BSL17C comes with 2' length(s) of flexible conduit and the BSL17 has wires only. An illuminated test switch (ITS) to monitor charger and battery and installation hardware shall be provided. The BSL17C is suitable for indoor and damp locations. The BSL17 is suitable for indoor and damp locations and for sealed & gasketed fixtures, including fixtures rated for wet

locations. The emergency driver shall be capable of delivering up to 7.5 Watts to an LED load (30-130VDC) for a minimum of 90 minutes. The BSL17C shall have a 15.0 Watt-hour battery capacity and shall comply with emergency standards set forth by the current NEC. This device complies with Part 15 of the FCC Rules and meets CEC Title 20 (California Energy Commission) efficiency standards. The emergency driver shall be UL Listed for field or factory installation.

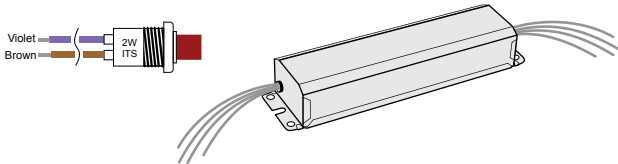
Installation Options and Ordering Codes

The BSL17C can be ordered in several mounting configurations and with different test switch/LED options. Please see the Ordering Codes on this page to determine which configuration best meet your requirements.

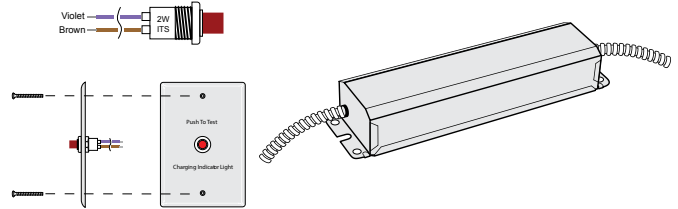
Warranty

Model BSL17C is warranted for five (5) full years from date of manufacture. Please see detailed warranty information on our web site.

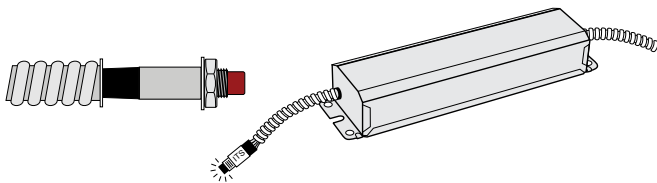
BSL17 (Order Number BSL17U)
Includes Loose 2W-ITS Parts Kit



BSL17C Type 1 (Order Number BSL17CU)
Includes 2W-ITS on Wall Plate



BSL17C Type 1 Option 6 (Order Number BSL17CT106U4W)
Includes 4W-ITS exiting through conduit



4 W-ITS exits through conduit adaptor. All other wires through the other conduit.

BSL17C Type 2 (Order Number BSLCT2U)
Includes 2W-ITS on Wall Plate

