

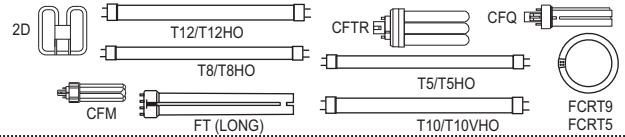
Project _____ Type _____ Model # _____

Remarks _____

Description: Firehorse Emergency Ballast for use with or without AC ballast designed to add emergency lighting when main AC power is interrupted for minimum of 90 minutes at reduced illumination. The emergency ballast is not intended for general purpose lighting applications. Complies with minimum light output for emergency lighting equipment as per UL 924, supplement "SH". Consult with factory when using EM Ballast with low mercury lamps (TCP).

This Ballast Will Operate Following Lamps.

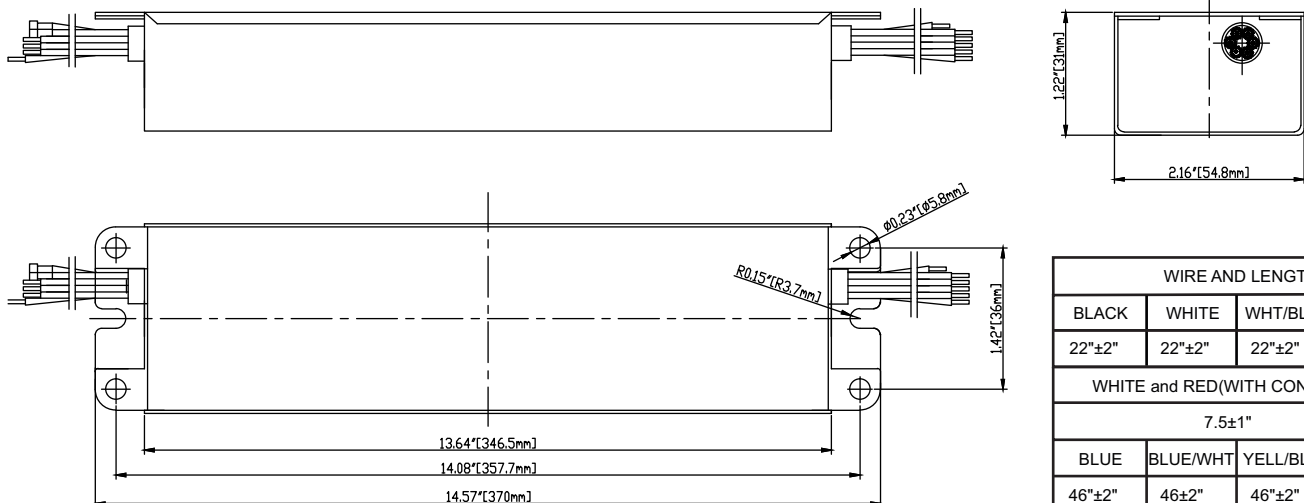
- 1 x FT36W, FT40W, FT50W, FT55W, 40WCRT5, 2D28W, F21T5, F28T5, F35T5, F39T5HO, F49T5HO, F54T5HO, FB29T8, FBO31T8, F32T8, F32T8(28W), F40T8, F58T8, F70T8, F60T8HO, F72T8HO, F96T8SL, F84T12HO, F96T12HO (110W), F96T12SL, LED15T8/L48 G5
- 2 x FT24W, FT36W, CFQ18W, CFQ26W, CFTR32W, 2D28W, 2D38W, F14T5, F24T5HO, F39T5HO, F17T8, F25T8, F32T8, F32T8(28W), F20T12, F30T12, F40T12, LED15T8/L48 G5



ELECTRICAL DATA

INPUT VOLT: 120V -277V ± 10% , 50/60Hz	
APPROVAL CLASS	UL FOR DAMP LOCATION – FACTORY OR FIELD INSTALLATION
CODE COMPLIANCE	MEETS OR EXCEEDS UL924 – N.E.C. AND LSC EMERGENCY OPERATING REQUIREMENT
AC INPUT POWER RATING	4W
AC INPUT CURRENT	60mA @ 120VAC / 40mA @ 277VAC
BALLAST TYPE	EMERGENCY
MINIMUM ILLUMINATION TIME	90 MINUTES
RECHARGE TIME	24 HOURS
MAXIMUM INITIAL LIGHT OUTPUT	1400 LUMENS
Standby Power	0.7W
BATTERY TYPE	HIGH TEMPERATURE RECHARGABLE NI-CAD – MAINTENANCE FREE
TEMPERATURE RATING (AMBIENT)	0°C TO 55°C (32°F TO 131°F)
BATTERY VOLTAGE	12.0Vdc
MINIMUM BATTERY RATING	24.0Wh
BATTERY CAPACITY	2.0Ah
CHARGING INDICATOR LIGHT	LED
CASE TYPE	VANDAL RESISTANT – SEALED
CASE CONSTRUCTION	PAINTED STEEL
BALLAST WEIGHT	2.7 lbs.
AC BALLAST COMPATIBILITY	ELECTRONIC FLUORESCENT – STANDARD AND DIMMING
AC BALLAST EOL COMPATIBILITY	TIME DELAY CIRCUIT
LAMP COMPATIBILITY	FLUORESCENT SINGLE/B1-PIN / 4-PIN WITHOUT STARTER
FIXTURE COMPATIBILITY	INDOOR SWITCHED AND UNSWITCHED TYPE
WIRE CONNECTION (STANDARD)	STANDARD WIRE LEADS
LED TEST SWITCH TYPE (STANDARD)	TEST SWITCH & LED INDICATOR
* NO TE	DESIGNED FOR USE WITH STANDARD AND TCLP "GREEN" LAMPS

MECHANICAL DATA



WIRE AND LENGTH			
BLACK	WHITE	WHT/BLK	RED
22"±2"	22"±2"	22"±2"	46"±2"
WHITE and RED(WITH CONNECTOR)			
7.5±1"			
BLUE	BLUE/WHT	YELL/BLK	YELLOW
46"±2"	46"±2"	46"±2"	46"±2"
RED/WHT and RED(Multi-unit copper)			
34"±2"			

APPLICATION

The FireHorse emergency ballast can be used to add emergency lighting with or without an AC ballast and with most fluorescent luminaires without affecting normal luminaire operation. The emergency ballast is designed for factory or field installation and can be mounted on top, inside, or remote from the luminaire.

If used in an emergency-only luminaire, no AC ballast is required. The FireHorse emergency ballast is not suitable for use in air handling heated air outlets, outdoor, wet, or hazardous locations. The emergency ballast should not be installed near gas or electric heaters. The FireHorse emergency ballast is rated for Indoor Dry/Damp locations, including luminaires rated for UL wet locations.

OPERATION

The FireHorse emergency ballast is designed to immediately switch to the emergency mode when the primary AC power is interrupted, illuminating one or two lamps at a reduced lumen output for a minimum of 90 minutes. Upon restoration of primary AC power, the FireHorse emergency ballast immediately returns to a battery charging mode. The LED indicator light source when illuminated indicates battery is in charge mode when AC power is applied. It is recommended and by code required to test the emergency ballast every 30 days to ensure that the ballast is functioning as evidenced by reduced illumination of one or two lamps when pushing the test switch. It is also recommended a 90 minute discharge test is performed one time every 12 months. Battery requires 24 hours to fully re-charge.

INSTALLATION

The FireHorse emergency ballast may be used with either a switched or un-switched luminaire. If a switched luminaire is used, an un-switched hot lead must be connected to the emergency ballast to ensure the ballast remains in an uninterrupted charge condition while primary AC power source is active. Reference Installation Instructions for appropriate wiring or contact Fulham Customer Service.

The FireHorse emergency ballast must be fed from the same branch circuit as the AC ballast. Installation is not recommended with luminaires where the ambient temperature may fall below 0° C for extended periods as this may affect the operation of the emergency ballast.

REMOTE MOUNTING

The FireHorse emergency ballast may be remote-installed up to half the distance the AC ballast manufacturer recommends for remote mounting the AC ballast from the lamp, or up to 50 feet, whichever is less distance. The remote test switch plate may be mounted within 50 feet of the luminaire and is subject to NEC and applicable local electrical code.

UL and CODE COMPLIANCE

The FireHorse emergency ballast has been tested by Underwriters Laboratories in accordance with the standards contained in UL924, "Emergency Lighting and Power Equipment", and is UL approved for factory or field installations. Emergency illumination time meets or exceeds the National Electrical Code (NEC), Life Safety Code (NFPA-LSC) and UL 90 minute requirements. This product does meet CEC Title 20 Code of Regulations.

BATTERY

The FireHorse emergency ballast contains a uniquely constructed, high-temperature rechargeable nickel cadmium battery. The battery is sealed within the ballast housing and is not replaceable. The battery must be recycled or disposed of properly and in compliance with federal, state and local regulations.

EMERGENCY ILLUMINATION

Illumination output varies with number of lamps, either 1 or 2 lamps, and lamp wattage requirement. The FireHorse model FH12-UNV-1400L-CEC is designed to produce minimum 1FC at a baseline Height of 7.17'(2.2M) emergency output; if model works with 2 lamps the total output is distributed between the 2 illuminated lamps. Refer to Table 1 for compatible lamps. Contact Fulham for installations different than referenced above. This product will not operate more than one lamp in battery (EM) mode with a Rapid/Program start ballast.

SPECIFICATION

Emergency lighting shall be provided by using a FireHorse emergency ballast with a standard fluorescent luminaire equipped with or without an AC ballast. The emergency ballast shall be capable of operating one or two fluorescent lamps as referenced in Table 1. The emergency ballast shall conform to specifications contained in Electrical Data Table and comply with standards set forth by the current NEC. The emergency ballast shall be UL approved for installation on top, inside, or remote from the luminaire.

NOTE: USE OF LOW MERCURY "GREEN" LAMPS

A growing number of fluorescent lamp manufacturers have reduced the level of mercury content in their products. While this is helpful to the environment, the lower mercury content makes the lamp more difficult to start in emergency mode, particularly in a compact fluorescent cold-start emergency-only application without an AC ballast. Please contact Fulham Customer Service for further assistance if needed.

WARRANTY

Fulham Co., Inc. extends limited warranty only to the original purchaser or to the first user for the period of 5 years from the date of manufacture as indicated by the date code stamped on each product and when properly installed and under normal conditions of use. For additional warranty guide line, please refer to our Complete Product Catalog (www.fulham.com) OR call Customer Service at 1-323-779-2980. Due to a program of continuous improvement, Fulham Co., Inc. reserves the right to make any variation in design or construction to the equipment described.



Hardware kit and instruction sheets are included with EM Ballast.

TABLE 1
LUMEN OUTPUT CHART

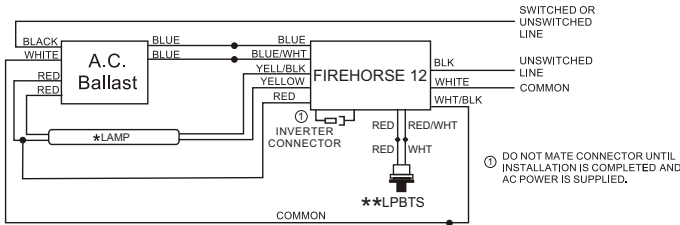
FH12-UNV-1400L-CEC WITHOUT INTEGRAL STARTER	WATTS	INITIAL LUMEN OUTPUT	
		1 LAMP	2-LAMPS
CFQ18W	18W	X	OK
F14T5	14W	X	OK
F28T5	28W	OK	X
F32T8(28W)	32W	X	OK
F35T5	35W	OK	X
F58T8	58W	OK	X
F60T8HO	60W	OK	X
F72T8HO	72W	OK	X
F96T12HO (110W)	96W	OK	X
F96T12SL	96W	OK	X
FT24W	24W	X	OK
FT36W	36W	OK	X
FT40W	40W	OK	X
FT50W	50W	OK	X
FT55W	55W	OK	X
2D28W	28W	OK	OK
2D38W	38W	X	OK
40WCRT5	40W	OK	X
CFQ26W	26W	X	OK
CFTR32W	32W	X	OK
F17T8	17W	X	OK
F20T12	20W	X	OK
F21T5	21W	OK	X
F24T5HO	24W	X	OK
F25T8	25W	X	OK
F30T12	30W	X	OK
F32T8	32W	OK	OK
F32T8(28W)	32W	OK	X
F39T5HO	39W	OK	OK
F40T12	40W	X	
F40T8	40W	OK	X
F49T5HO	49W	OK	X
F54T5HO	54W	OK	X
F70T8	70W	OK	X
F84T12HO	84W	OK	X
F96T8SL	96W	OK	X
FB29T8	29W	OK	X
FBO31T8	31W	OK	X
FT36W	36W	OK	OK
LED15T8/L48 G5	15W	OK	OK

Partial list of lamps operated - contact Fulham Customer Service when referencing alternative lamps - lumen ratings may vary with lamp specifications, light loss, lamp and luminaire maintenance and other utilization factors.
NOTE: WIRING DIAGRAMS SHOWN ON SEPARATE SHEET

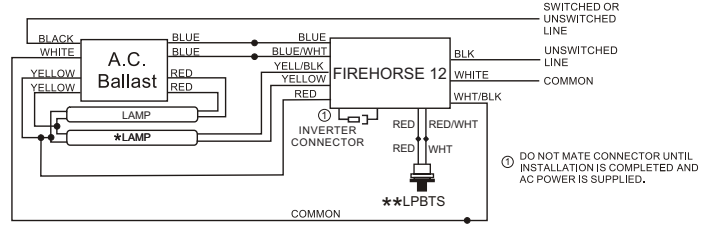
"X" INDICATES LAMP COMBINATION NOT COMPATIBLE

EMERGENCY BALLAST AND AC BALLAST MUST BE FED FROM THE SAME BRANCH CIRCUIT
 TYPICAL SCHEMATICS ONLY. MAY BE USED WITH OTHER BALLASTS. CONSULT THE FACTORY FOR OTHER WIRING DIAGRAMS.

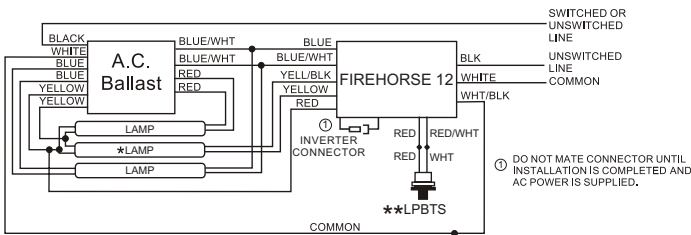
1. ONE (1) LAMP RAPID START AC BALLAST



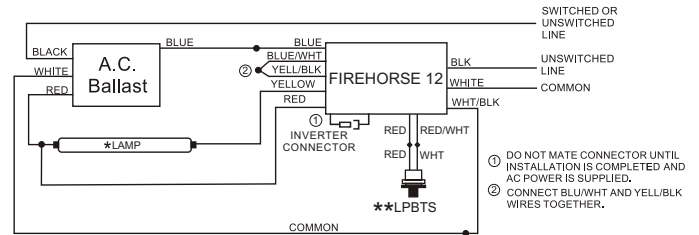
2. TWO (2) LAMPS RAPID START AC BALLAST



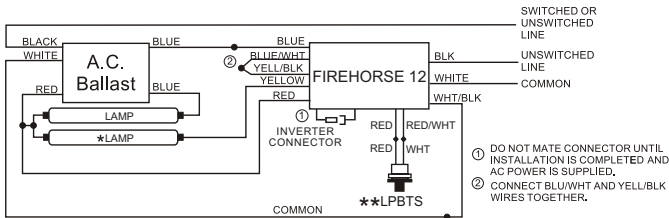
3. THREE (3) LAMPS RAPID START AC BALLAST



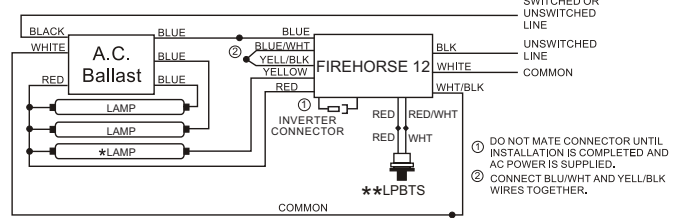
4. ONE (1) LAMP INSTANT START AC BALLAST



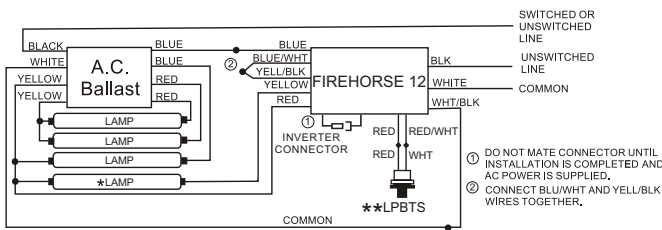
5. TWO (2) LAMPS INSTANT START AC BALLAST



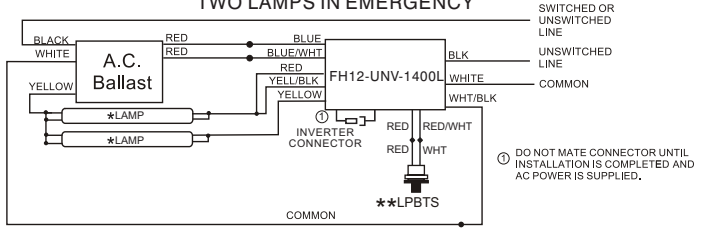
6. THREE (3) LAMPS INSTANT START AC BALLAST



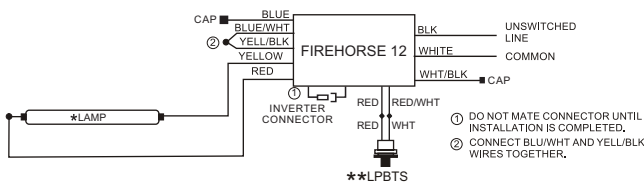
7. FOUR (4) LAMPS INSTANT START AC BALLAST



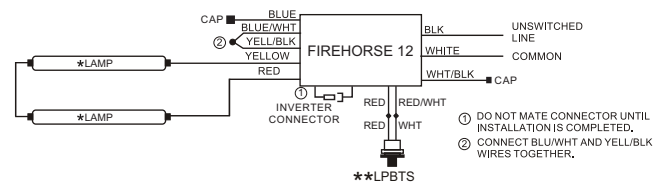
8. TWO (2) LAMPS INSTANT START AC BALLAST TWO LAMPS IN EMERGENCY



9. ONE (1) LAMP WITHOUT AC BALLAST ONE LAMP IN EMERGENCY



10. TWO (2) LAMPS WITHOUT AC BALLAST TWO LAMPS IN EMERGENCY



NOTE: THIS PRODUCT WILL NOT OPERATE MORE THAN ONE LAMP IN BATTERY (EM) MODE WITH A RAPID/PROGRAM START BALLAST.

*AC / EMERGENCY

**LIGHTED PUSH BUTTON TEST SWITCH (LPBTS)

USE PROPER WIRENUTS TO CAP UNUSED LEADS