

**PHILIPS  
ADVANCE**

**LED Driver**

**Xitanium**

13W 0.1-0.36A 54V 0-10V INT  
(1% dim)  
XI013C036V054DNM1  
(bottom entry)



The Philips Advance Xitanium range of downlight LED drivers is designed to provide OEMs with ultimate flexibility. These models are compatible with standard 0-10V dimming systems to deliver reliably smooth dimming performance down to a minimum of 1%. The drivers' wide operating windows, compact size and simple current adjustability allow luminaire manufacturers to easily design downlight fixtures with desired lumen levels to suit the application.

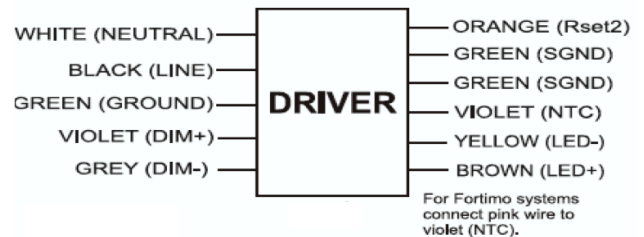
**Specifications**

Input Voltage (Vac)	Output Power (W)	Output Voltage (V)	Output Current (A)	Efficiency@ Max Load and 75°C Case	Max Case Temp. (°C)	Input Current (A)	Max. Input Power (W)	THD @ Max Load (%)	Power Factor @ Max Load	Surge Protection (Combi-Wave, KV)	Envir. Protection Rating
120	13	27 - 54	0.1 - 0.36	81	Life-80°C UL-90°C	0.14	16.3	<10%	>0.95	2.5	UL damp & dry
277				82		0.06		<15%			

**Enclosure**

	In. (mm)
Case Length	4.21 (107.00)
Case Width	2.38 (60.4)
Case Height	0.98 (25.00)
Mounting Length	4.57 (116.00)
Overall Length	5 (127.00)

**Wiring Diagram**

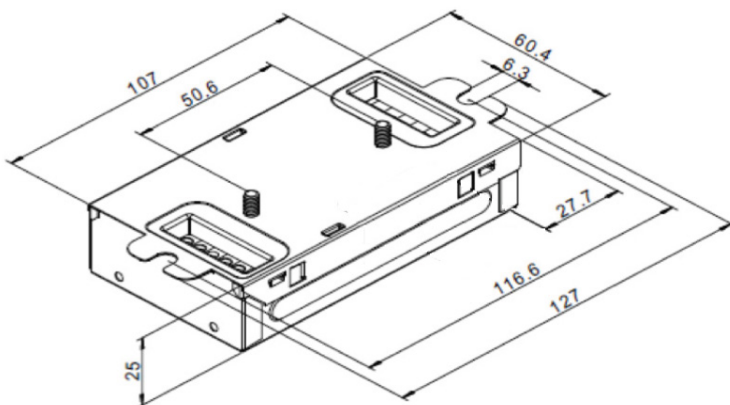


**WARNING:**

Install in accordance with national and local electrical codes. Use 18AWG solid or tinned stranded copper wire.

**GROUNDING:**

Driver case must be grounded.



Dimming	Dimming Range (with specified dimmers)	Minimum Output Current (A)	Other Comments
0-10V Analog Class 1 or Class 2 Wiring	1% ~ 100% (for output current range 0.1-0.36A)	0.001	Dimming source current: 150 µA

# Xitanium 13W 0.1-0.36A 54V 0-10V INT (1% dim)

## Features

- 50,000+ hour lifetime<sup>1</sup>
- Large operating window
- 1% minimum dim level
- Compatible with Philips Fortimo downlight modules

## Benefits

- SmartMate style housing enables easy design-in with excellent thermal performance
- Enables fixture designs with comprehensive application coverage for various loads and lumen levels
- A single source system offer optimized for performance

## Application

- Indoor downlight applications
- Wall sconces and ceiling surface luminaires
- Offices (corridors, conference rooms, lobby areas)
- Retail, Hospitality

## Electrical Specifications

All the specifications are typical and at 25°C Tcase unless specified otherwise.

## Product Data

Order Information	
Full Product Code	XI013C036V054DNM1M [bottom entry] (Mid-Pack, 16pcs/Box), 12NC: 929000748013
Line Frequency	50/60Hz
Min. Mains Voltage Operational	108 Vac
Max. Mains Voltage Operational	305 Vac
Output Information	
Maximum Open Circuit Voltage	< 60Vdc, Class 2 output
Output Current Ripple (ripple = peak to average / average)	15% max @ max lout 4% max @ Visible for stroboscopic frequency range 60Hz-3KHz
Output Current Tolerance (in the performance window)	<5%
Protections	Short Circuit, Open Circuit Protection for LED + and LED – and Temperature Foldback
Features	
0-10V Dimming	150µA source current from driver. See dim curve for detail.
AOC (Adjustable Output Current)	0.1A-0.36A via External Resistor (default set to 0.36A, refer to graph)
Additional Features	
Environment & Approbation	
Operating Ambient Temp. Range	-20°C to +50°C
Max Case Temperature (Tcase)	80°C
Agency Approbations	UL8750, UL991, CSA250.13-14, C22.2 No. 0.8-12, Class P (UL, CSA, ETL), UL2043 Plenum Rating
Electromagnetic Compliance	FCC Title 47 Part 15 Class A
Audible Noise	<24dB Class A
Weight	0.44 Lbs / 0.2 kgs

1. Philips Advance Xitanium LED drivers are manufactured to engineering standards correlating to a designed and average life expectancy of 50,000 hours of operation at maximum rated case temperature. Minimum 90% survivals based on MTBF modeling.

# Xitanium 13W 0.1-0.36A 54V 0-10V INT (1% dim)

## Electrical Specifications

All the specifications are typical and at 25°C Tcase unless specified otherwise.

## 0-10V Dimming Curve

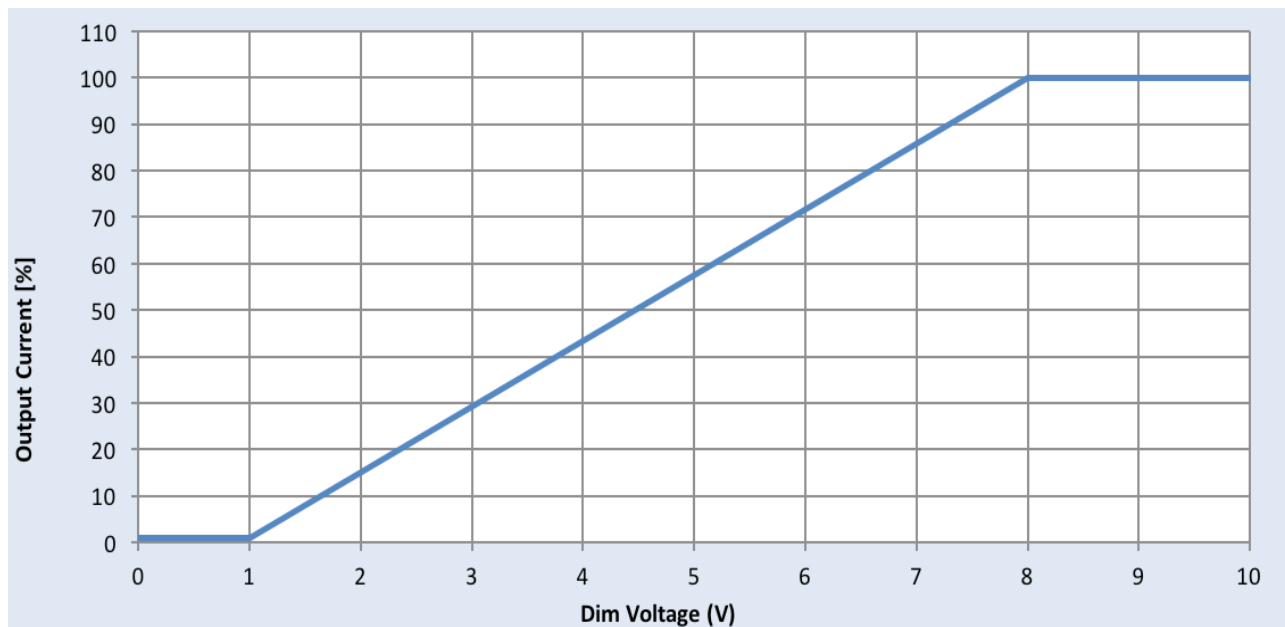
Dimming source current from the driver: 150µA (@ 0<Vdim<8V)

Minimum dim level: 1% of Iout (minimum 100mA)

Maximum output voltage on the dimming wires: 12V

## Approved Dimmer List

Manufacturer	Manufacturer Part Number
Lutron	Visit <a href="http://www.lutron.com/advance">www.lutron.com/advance</a> for a list of dimmers (Mark VII) that will work with this driver
Leviton	IllumaTech IP7 series
Philips	Sunrise - SR1200ZTUNV

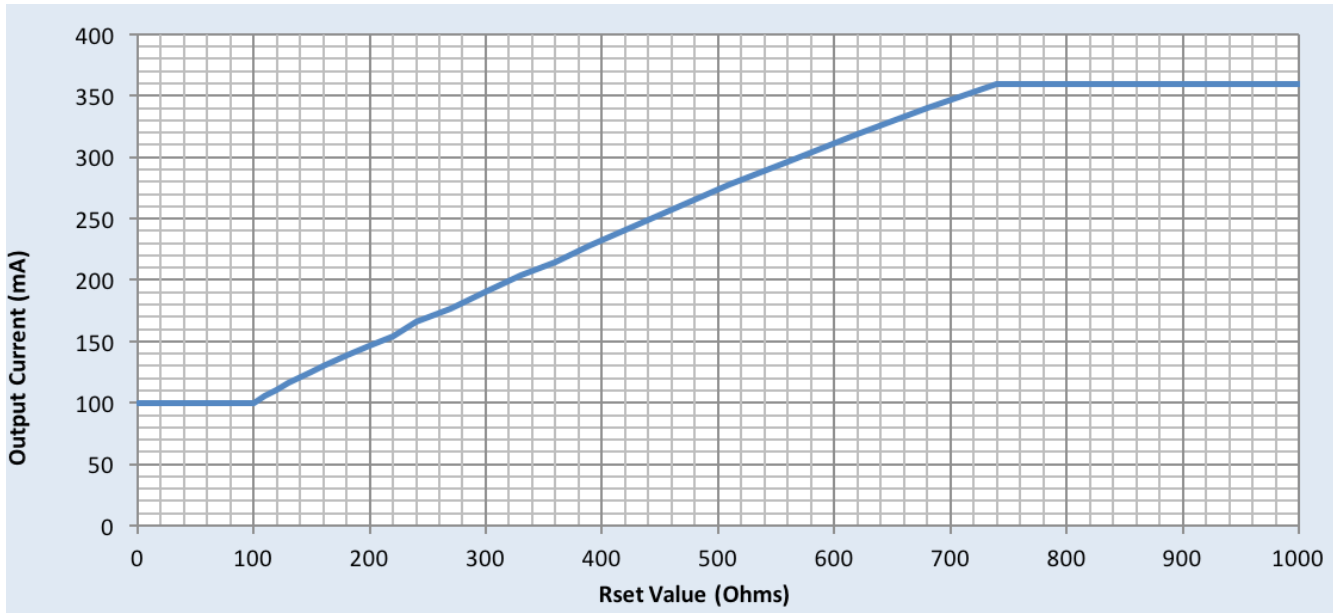


# Xitanium 13W 0.1-0.36A 54V 0-10V INT (1% dim)

## Electrical Specifications

All the specifications are typical and at 25°C Tcase unless specified otherwise.

### AOC (Adjustable Output Current) Settings (Rset)



Rset (Ohms)	Current (mA)	Rset (Ohms)	Current (mA)
1	100	620	318
100	100	680	340
110	105	740	360
120	111	820	360
130	116	910	360
150	125	1000	360
160	130		
180	138		
200	146		
220	155		
240	166		
270	176		
300	190		
330	204		
360	215		
390	228		
430	245		
470	261		
510	277		
560	297		

### Notes

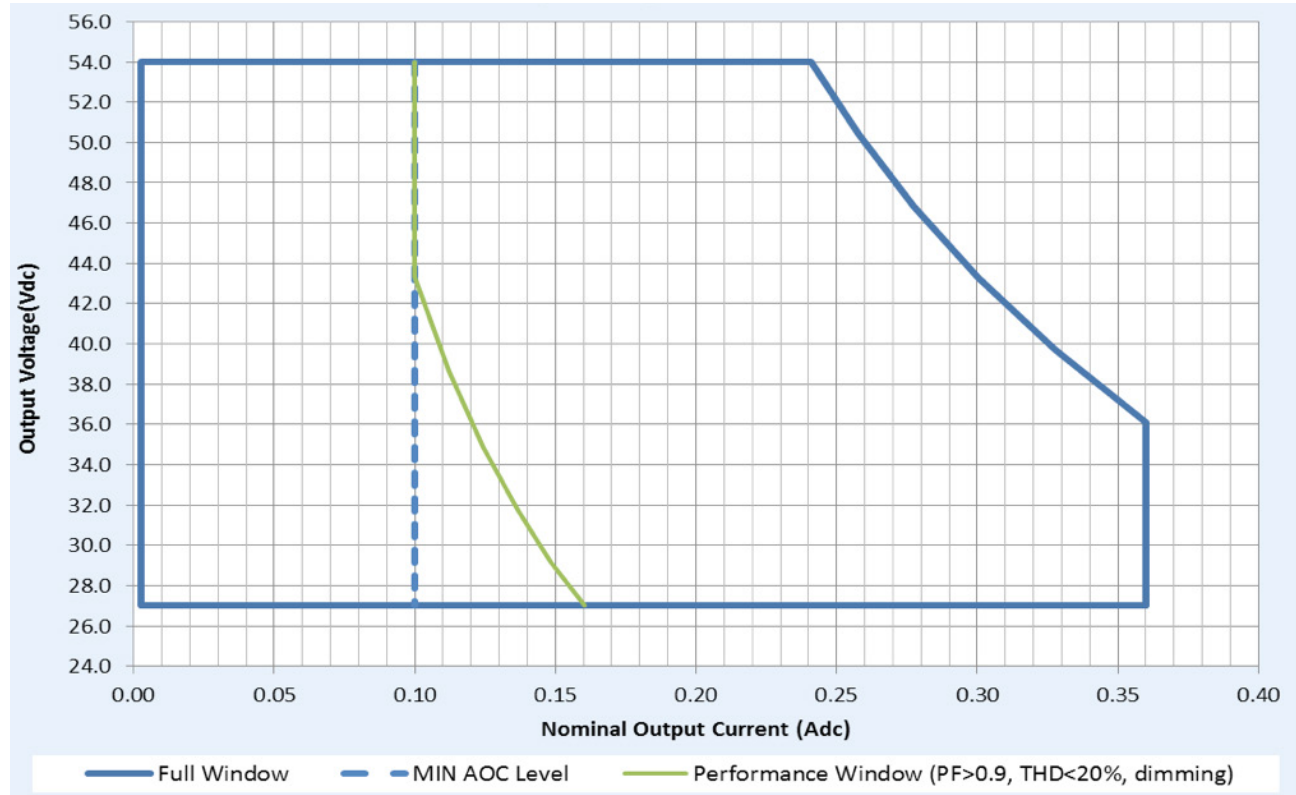
1. Current is set via a resistor between Rset2 and SGND leads.
2. Any through-hole or SMD resistor with >0.25W and >20V can be used as Rset.
3. Driver will default to 360mA when Rset is left open.

# Xitanium 13W 0.1-0.36A 54V 0-10V INT (1% dim)

## Electrical Specifications

All the specifications are typical and at 25°C Tcase unless specified otherwise.

## Driver Output Window



## Notes

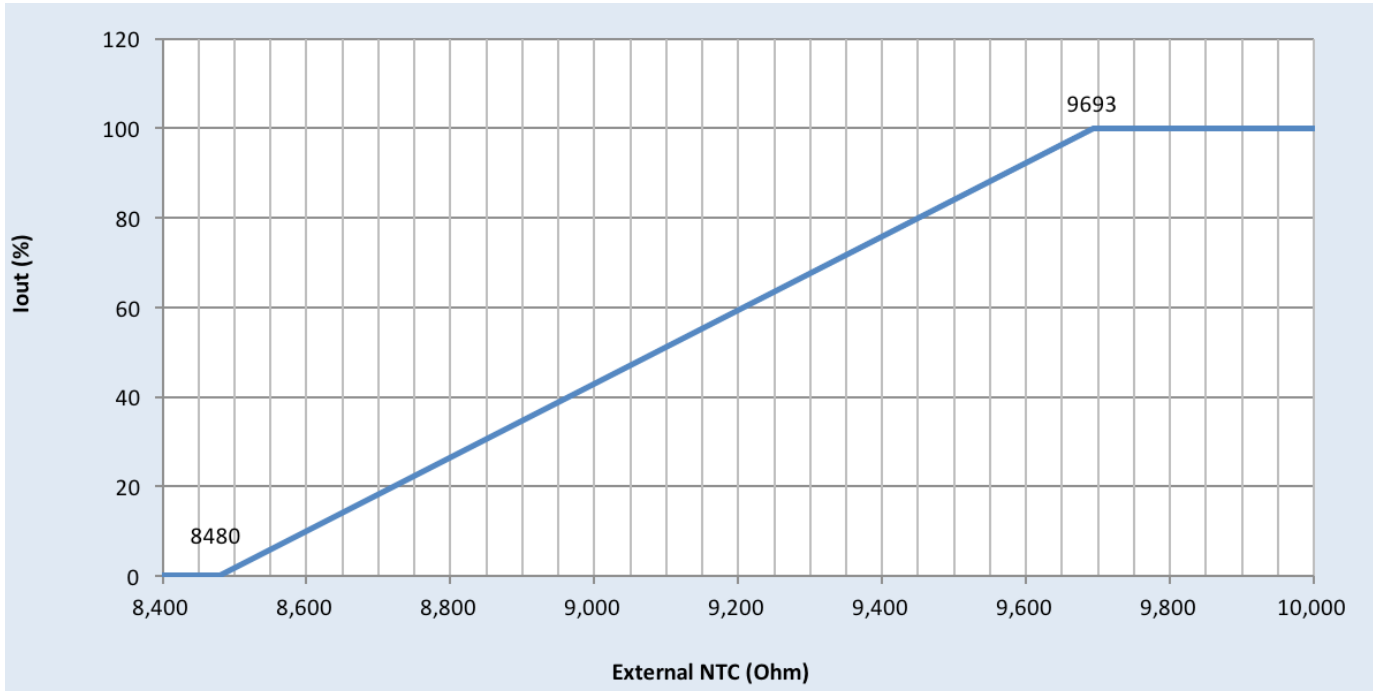
1. Factory default output current is 0.36A.
2. For dimming to a minimum level of 1% the output current setting through AOC should be  $\geq 0.1A$ .

# Xitanium 13W 0.1-0.36A 54V 0-10V INT (1% dim)

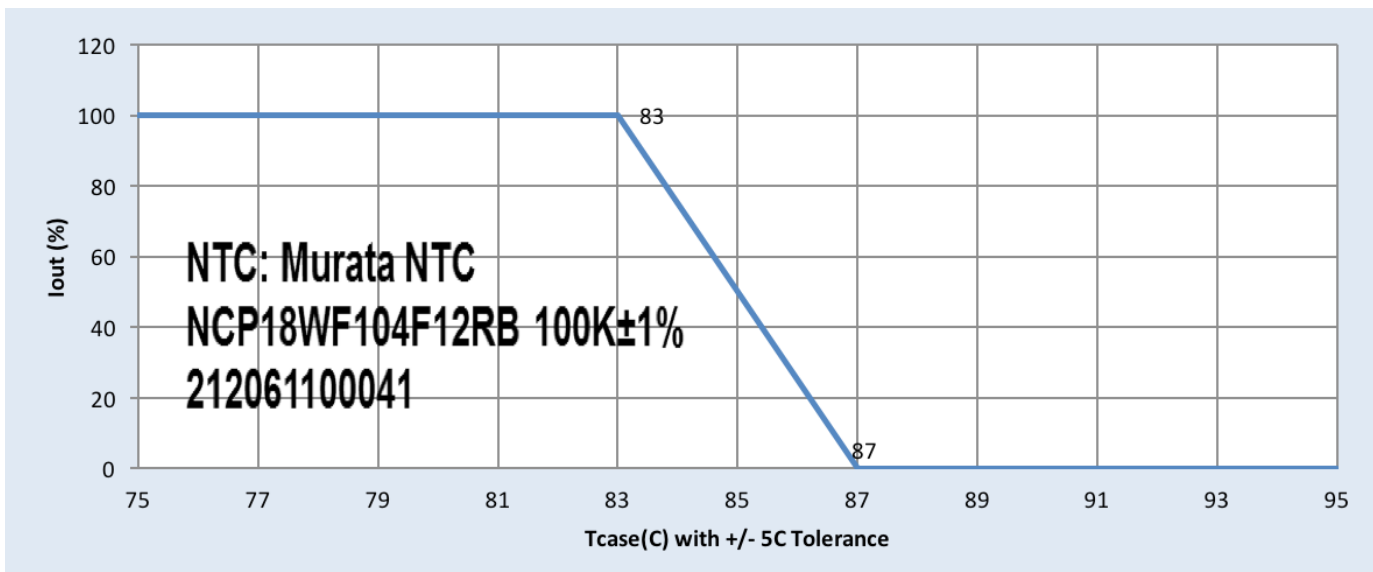
## Electrical Specifications

All the specifications are typical and at 25°C Tcase unless specified otherwise.

### Output Current Vs. External NTC Resistance



### Output Current Vs. LED Module Temperature using 100kohm NTC

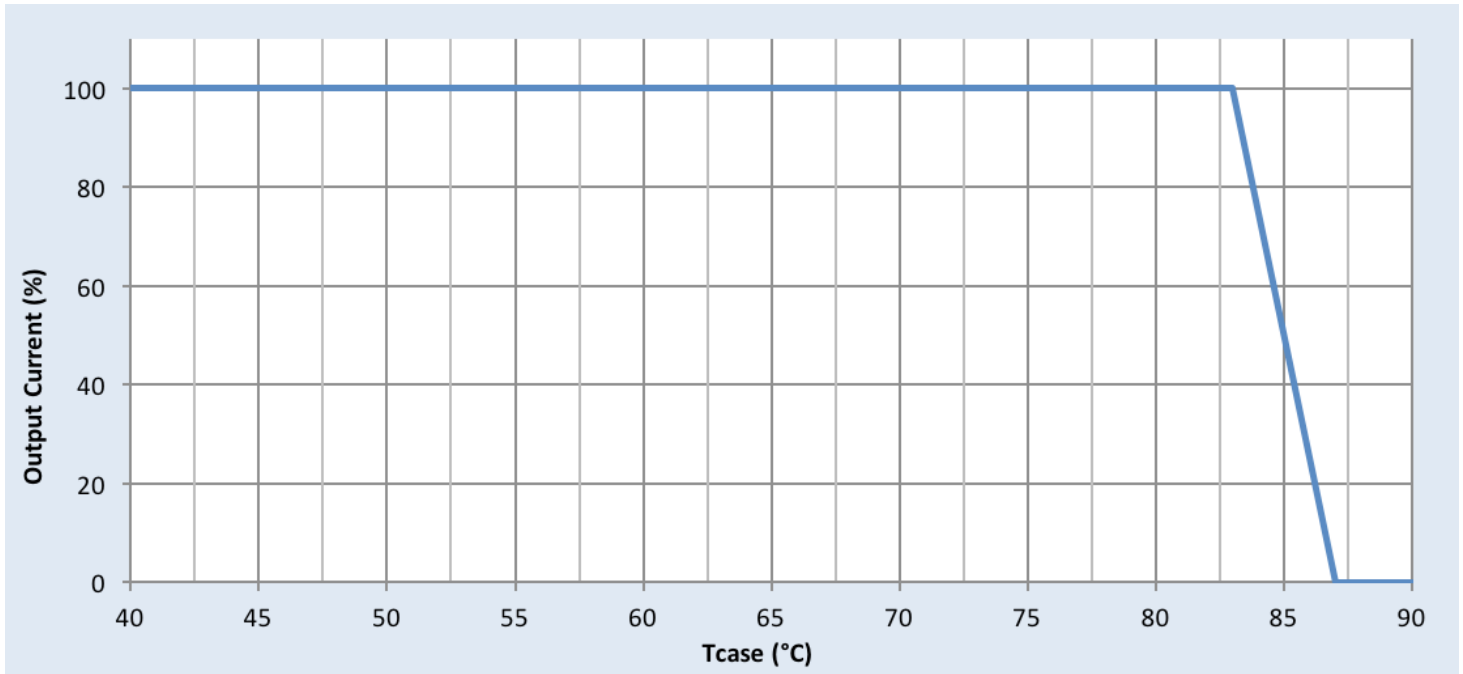


# Xitanium 13W 0.1-0.36A 54V 0-10V INT (1% dim)

## Electrical Specifications

All the specifications are typical and at 25°C Tcase unless specified otherwise.

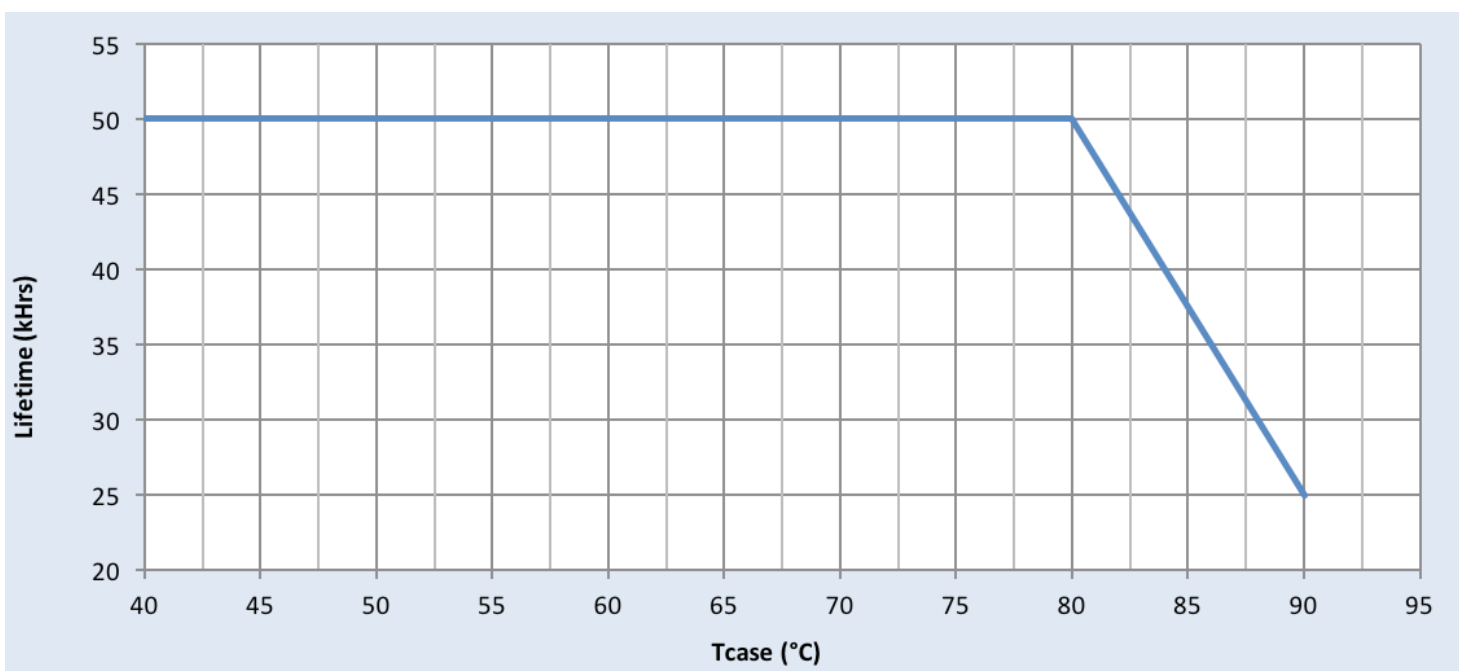
## Output Current Vs. Driver Case Temperature



## Note

There is  $\pm 5^\circ\text{C}$  tolerance on the driver case temperature.

## Driver Lifetime vs. Driver Case Temperature

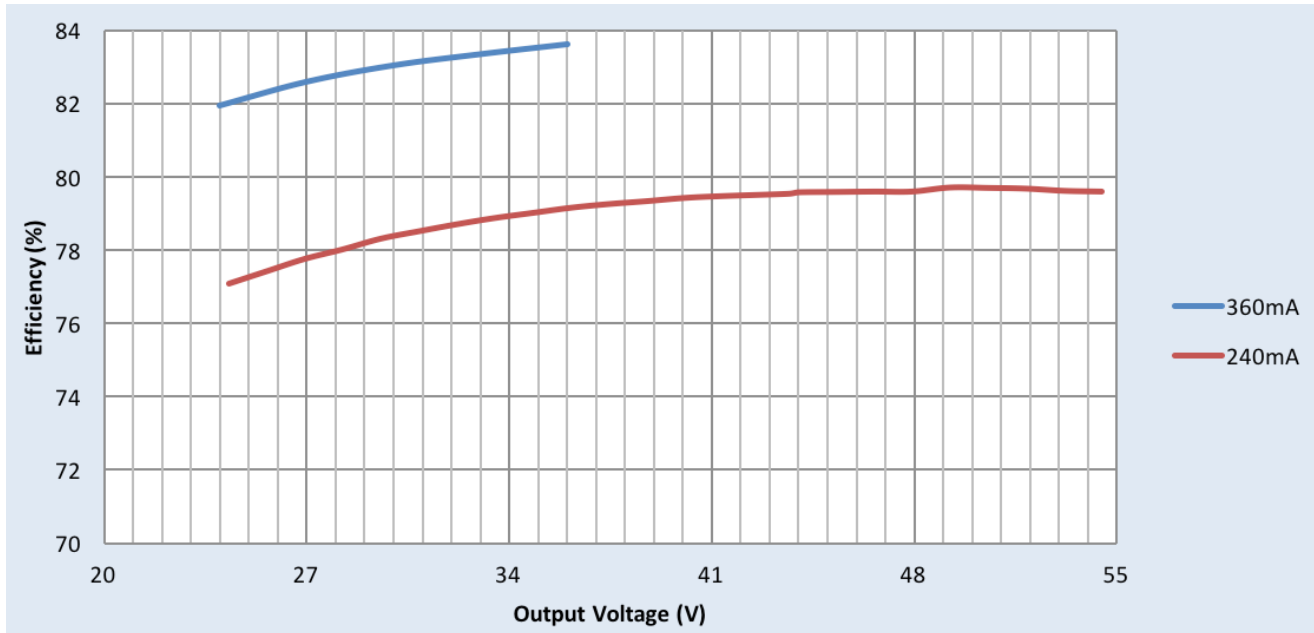


# Xitanium 13W 0.1-0.36A 54V 0-10V INT (1% dim)

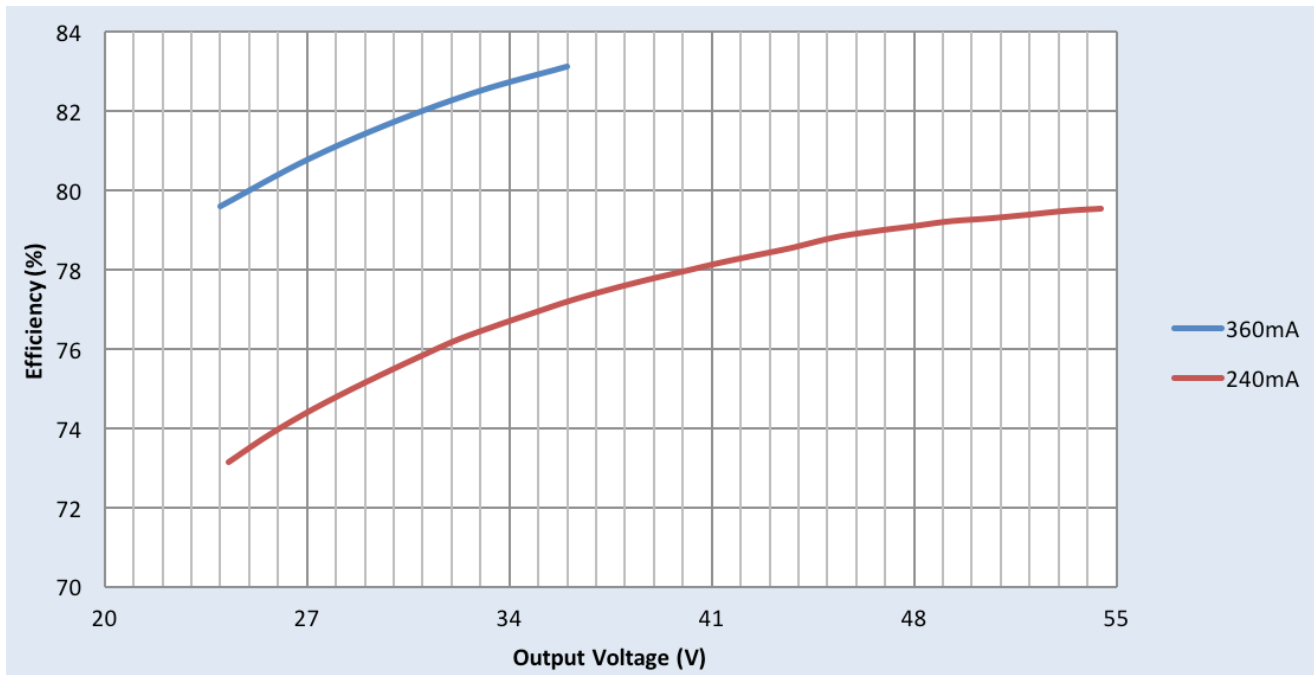
## Performance Characteristics

Based on measurements on a typical sample at 70°C case. The accuracy of the measurements is within the tolerance of the measurement instruments.

### Efficiency Vs. Output Voltage at 120Vac



### Efficiency Vs. Output Voltage at 277Vac



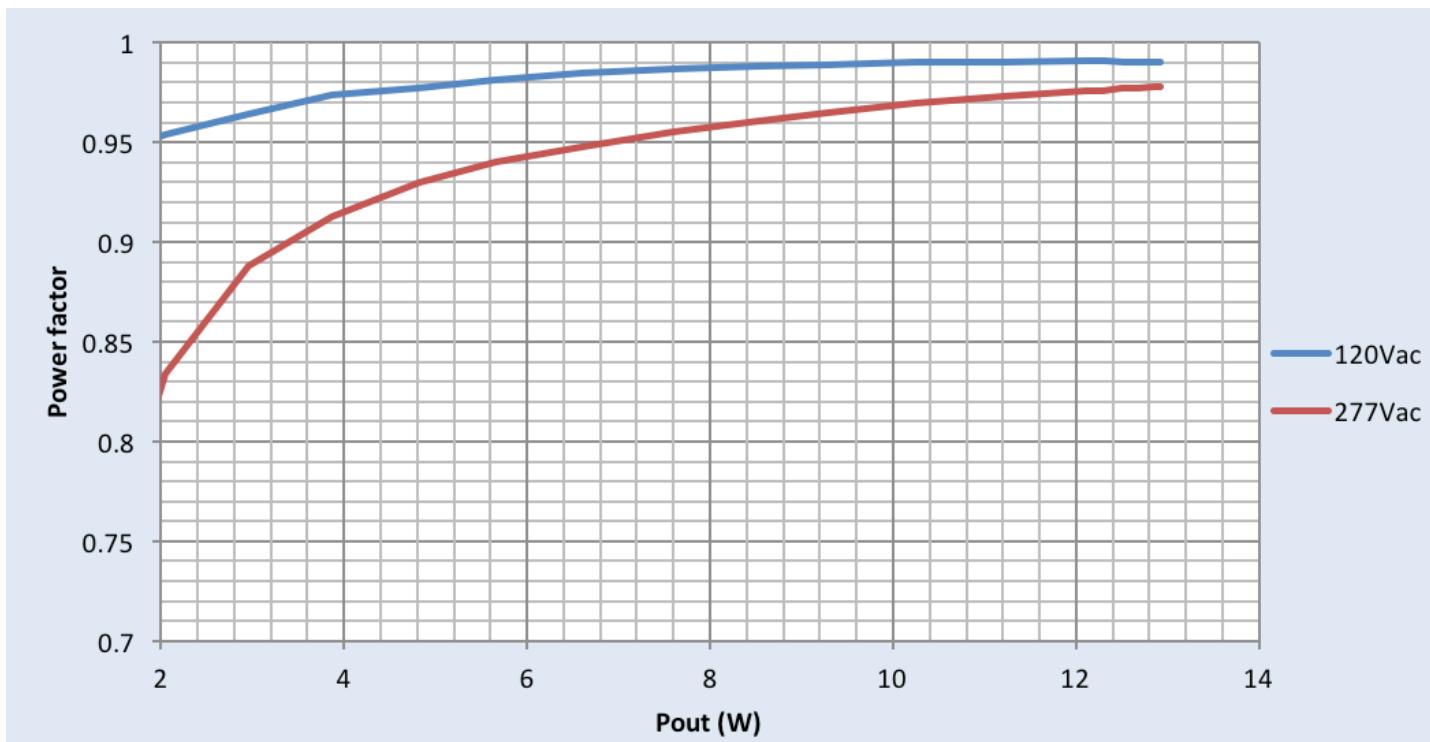


# Xitanium 13W 0.1-0.36A 54V 0-10V INT (1% dim)

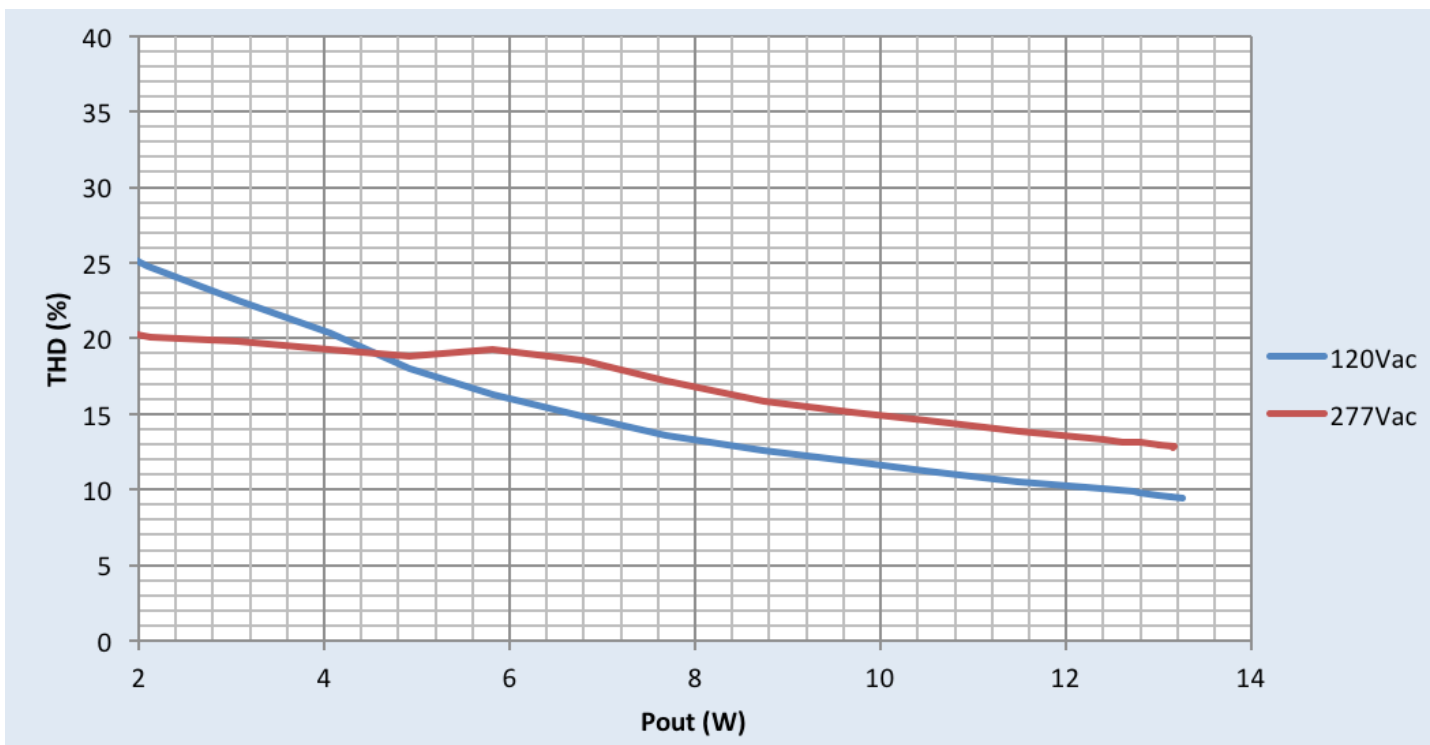
## Performance Characteristics

Based on measurements on a typical sample at 70°C case. The accuracy of the measurements is within the tolerance of the measurement instruments.

### Power Factor Vs. Output Power

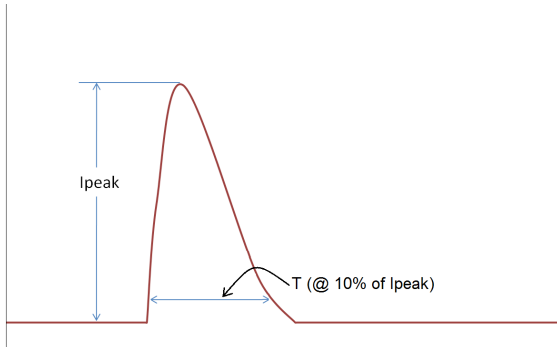


### Total Harmonic Distortion (THD) Vs. Output Power



# Xitanium 13W 0.1-0.36A 54V 0-10V INT (1% dim)

## Inrush Current Info



$V_{in}$	$I_{peak}$	$T$ (@ 10% of $I_{peak}$ )
120 Vrms	10.96A	300 $\mu$ S
277 Vrms	27.1A	300 $\mu$ S

Inrush current is measured at peak of the corresponding line voltage. Source impedance per NEMA 410.

## Lightning Surge Info

ANSI Surge Type	Differential Mode (L-N)	Common Mode (L-G, N-G, L&N-G)
100kHz Ring Wave (w/t 30 $\Omega$ )	2.5KV	2.5KV

## Isolation

Isolation	Input	Output	0-10V	Enclosure
Input	NA	2xU+1kV	2.5kV	2xU+1kV
Output	2xU+1kV	NA	2.5kV	2xU+1kV
0-10V	2.5kV	2.5kV	NA	2xU+1kV
Enclosure	2xU+1kV	2xU+1kV	2xU+1kV	NA

U = Max working voltage

© 2016 Philips Lighting Holding B.V. All rights reserved.  
 Philips reserves the right to make changes in specifications and/or to discontinue any product at any time without notice or obligation and will not be liable for any consequences resulting from the use of this publication.  
[philips.com/leddrivers](http://philips.com/leddrivers)



Philips Lighting North America Corporation  
 10275 W. Higgins Road, Rosemont IL 60018  
 Tel: 800-322-2086 Fax: 888-423-1882  
 Customer/Technical Service: 800-372-3331  
 OEM Support: 866-915-5886

Philips Lighting Canada Ltd.  
 281 Hillmount Rd, Markham, ON, Canada L6C 2S3  
 Tel. 800-668-9008